

Scalescenes kit		Usage notes	Scaleglaze packs
R003	Small Station Building	E x1 window	Scaleglaze 1 (x1)
R003b	GWR Station and Goods Shed	F x5 windows	Scaleglaze 1 (x1)
R004	Medium Station Building	E x8 windows G x1 window	Scaleglaze 1 (x2)
R004a	Island Platform Building	M1 x10 windows R x2 skylights	Scaleglaze 9 (x3) Scaleglaze 10 (x1)
R005	Large Station Building	L or M x22 Module A, x6 Module B	Scaleglaze 2 or 3 (x5)
R007a	Crossing Keepers Cottage	H2 x2 windows (trimmed down)	Scaleglaze 7 (x1)
R009	Goods Shed	C x2 skylights G x3 windows O x5 windows	Scaleglaze 10 (x1) Scaleglaze 2 (x1) Scaleglaze 5 (x1)
R010	Signalbox	S x1 pack for each kit	Scaleglaze 6 (x1)
R010a	ARP Signalbox	U1 x1 pack for each kit	Scaleglaze 13 (x1)
R019	Workshops Under Arches	K x1 pack makes two Infill B & two Infill D	Scaleglaze 11 (x1)
R021a	Small Engine Shed	Q x1 pack makes two walls	Scaleglaze 4 (x1)
R021b	North Light Engine Shed	Q x1 pack makes four wall sections R x1 pack makes four skylights	Scaleglaze 4 Scaleglaze 10
R022b	Gable Roof Engine Shed	Q x1 pack makes four wall sections R x1 pack makes four skylights	Scaleglaze 4 Scaleglaze 10
R023a	Diesel Depot	W x1 pack makes one two wall section	Scaleglaze 8
R025a	Water Tower	X1 x2 windows	Scaleglaze 14 (x1)
R026	Coaling Stage	O x4 windows	Scaleglaze 5 (x1)
R028	Low Relief Railway Works	Q x1 pack makes one wall section R x2 packs makes four roof sections	Scaleglaze 4 Scaleglaze 10
LY01	Industrial Boxfile Layout	K x4 windows	Scaleglaze 11 (x1)
LY02	Canal Wharf Boxfile Layout	B x7 windows O x6 windows	Scaleglaze 5 (x1)
T002b	Low Relief Warehouse	G x1 window	Scaleglaze 1, 2 or 3 (x1)
T004	Low Relief Shops on a Slope	Facades A1, A2, A3, A4 and A5 (comprehensive list in kit instructions) Facade B2	Scaleglaze 1(x1) Scaleglaze 12 (x1) Scaleglaze 16 (x1) Scaleglaze 2 or 3 (x1)
T005	Low Relief High Street	D x12 windows for Facade 1(x4) & 4(x8) F x8 windows for Facade 1(x2) & 2(x6) L or M x6 windows for Facade 5 P x 8 windows for Facade 4(x4) & 5(x4)	Scaleglaze 1 (x1) Scaleglaze 2 or 3 (x3)
T005a	Low Relief High Street Backs	D x4 windows for Facade 5 B x3 windows for Facade 5 F x12 windows for Facade 1(x6) & 4(x6) G x5 windows for Facade 2	Scaleglaze 1, 2 or 3 (x1) Scaleglaze 5 (x1) Scaleglaze 1 (x1)
T006c	Low Relief Hotel	D x16 windows L or M x12 windows P x5 windows (two sizes) H2 x2 windows	Scaleglaze 2 or 3 (x3) Scaleglaze 7 (x1)
T008	Low Relief House Backs	F x6 windows (for each three house row) G x12 windows (for each three house row)	Scaleglaze 1 (x1)

Scalescenes kit		Usage notes	Scaleglaze packs
T008a	Low Relief House Fronts & Shops	D x2 windows (for each two house section) F x2 windows (for each two house section) G x2 windows (for each two house section) H x1 window (per house)	Scaleglaze 1 (x1)
T011	Country Pub	1 pack makes one building	Scaleglaze 15 (x1)
T012	Farmhouse and Barn	1 pack makes one building	Scaleglaze 16 (x1)
T018	Lock Keepers Cottage	F x7 windows G x4 windows	Scaleglaze 1 (x1)
T019	Row of Cottages	F x12 windows G x4 windows	Scaleglaze 1 (x1)
T022a	Terraced Houses	D x2 windows (for each two house section) F x8 windows (for each two house section) G x1 pack per (for each two house section) H x1 (per house)	Scaleglaze 1
T022c	Corner Shops	F x4 windows	Scaleglaze 1 (x1)
T023	Fire Station	D x6 windows L or M x6 windows G x2 windows P x3 windows (two sizes)	Scaleglaze 2 or 3 (x1)
T024a	Industrial A - Warehouse	K x2 windows (small)	Scaleglaze 11 (x1)
T024b	Industrial B - Boilerhouse	C x2 skylights	Scaleglaze 10 (x1)
T024c	Industrial C - Workshop	K x1 window (large)	Scaleglaze 11 (x1)
T024d	Industrial D - Water Tower	X1 x1 window (small)	Scaleglaze 14 (x1)
T026a	Factory/Warehouse	A x2 windows (for each wall section) O x6 windows (for each wall section) C x2 skylights one Skylight section R x4 skylights makes one North light section R x4 skylights makes two Hipped sections	Scaleglaze 5 Scaleglaze 5 Scaleglaze 10 Scaleglaze 10 Scaleglaze 10
T026c	Stone Warehouse/Mill	B x12 windows	Scaleglaze 5 (x2)
T027	Low Relief Factory	O x12 windows (for each wall section)	Scaleglaze 5 (x2)
T036	School	H2 x2 windows N or O x3 windows	Scaleglaze 7 (x1) Scaleglaze 12 or 5 (x1)
T037	Low Relief Grain Silo	U1 x1 pack for each kit	Scaleglaze 13 (x1)
T038	Low Relief Creamery	Q x1 pack for each kit	Scaleglaze 4 (x1)
Scratchbuilder's yard brick sheet (Arch G)		X1	Scaleglaze 14
Scratchbuilder's yard brick sheet (Arch H)		N or O	Scaleglaze 12 or 5
Scratchbuilder's yard brick sheet (Arch I)		N or O	Scaleglaze 12 or 5
Scratchbuilder's yard brick sheet (Arch J)		N or O	Scaleglaze 12 or 5
Scratchbuilder's yard brick sheet (Arch K)		L or M	Scaleglaze 2 or 3
Scratchbuilder's yard brick sheet (Arch L)		L or M	Scaleglaze 2 or 3
Scratchbuilder's yard brick sheet (Arch M)		L or M	Scaleglaze 2 or 3
Scratchbuilder's yard brick sheet (Arch N)		F	Scaleglaze 1
Scratchbuilder's yard brick sheet (Arch O)		G	Scaleglaze 1, 2 or 3

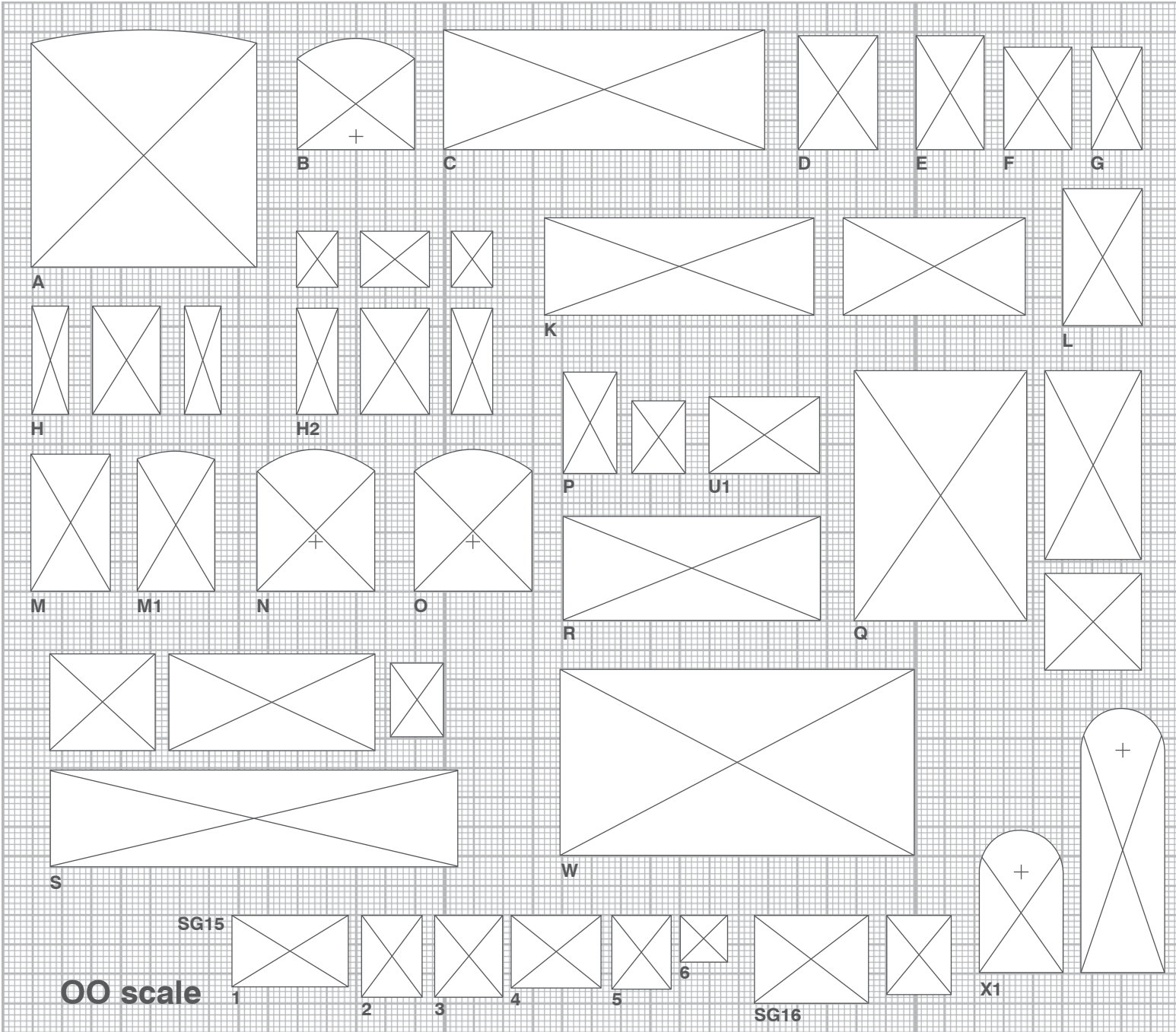
scaleglaze



Scaleglaze uses the same window codes as the Brassmasters notes on kit pages.

Professionally screen-printed on to graphic arts industry quality 100 micron (0.1mm) 100 gsm clear film, Scaleglaze is a simple cost effective alternative to the cut-out and printable windows supplied in all Scalescenes kits.

 Cutting templates



OO scale

1

2

3

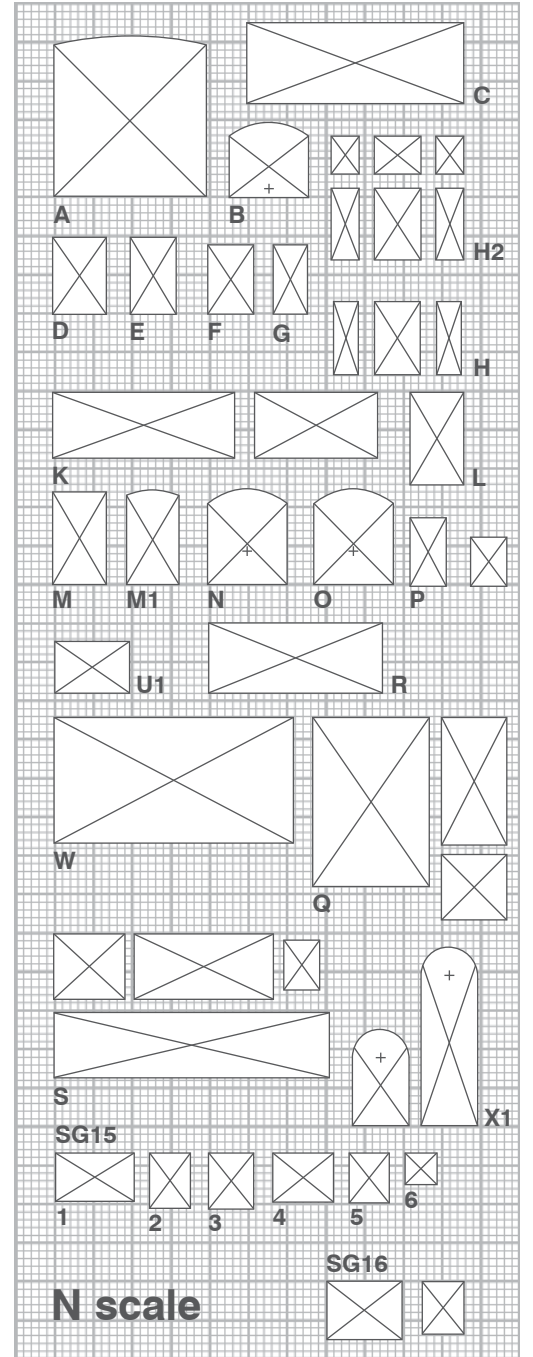
4

5

6

SG16

X1



N scale

1

2

3


4

5

6

SG16

X1



D x6 Large sash windows

OO Opening size: 20mm(h) x 14mm(w)
N Opening size: 11mm(h) x 7mm(w)

E x6 Large narrow sash windows


OO Opening size: 21mm(h) x 12mm(w)
N Opening size: 10.5mm(h) x 6.5mm(w)

F x18 Medium sash windows

OO Opening size: 18mm(h) x 12mm(w)
N Opening size: 9.5mm(h) x 6.5mm(w)

G x12 Small sash windows

OO Opening size: 18mm(h) x 9mm(w)
N Opening size: 9.5mm(h) x 4.5mm(w)



H x4 Bay windows

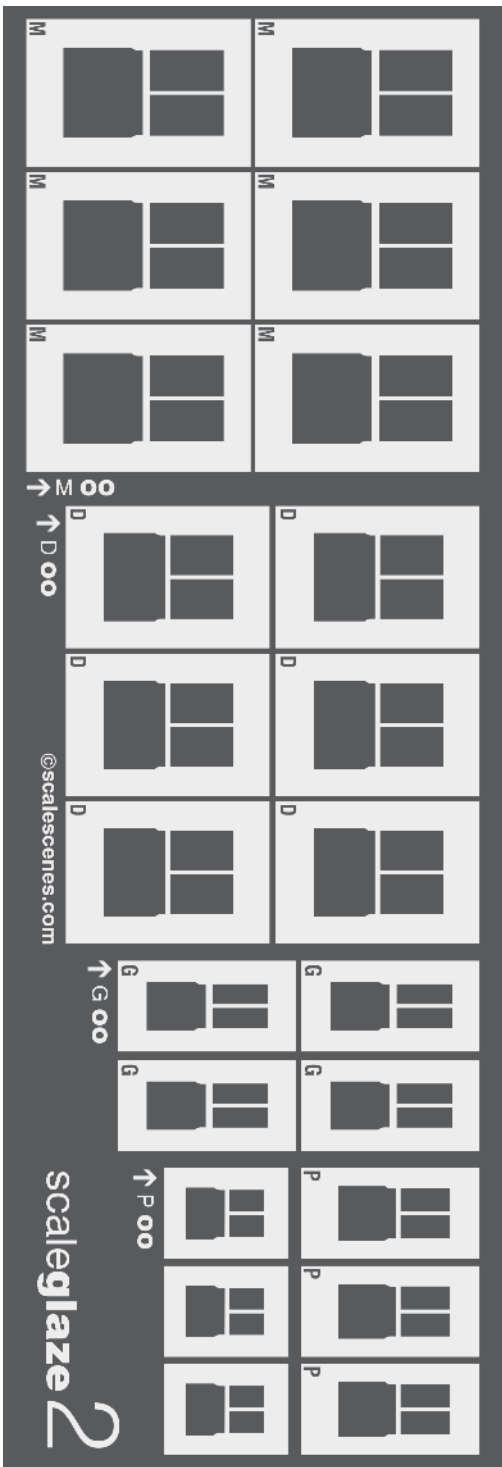
OO Opening sizes:
Centre: 19mm(h) x 12mm(w)
Side: 19mm(h) x 6.5mm(w)

N Opening sizes:
Centre: 10mm(h) x 6.5mm(w)
Side: 10mm(h) x 4mm(w)

P x5 small sash windows

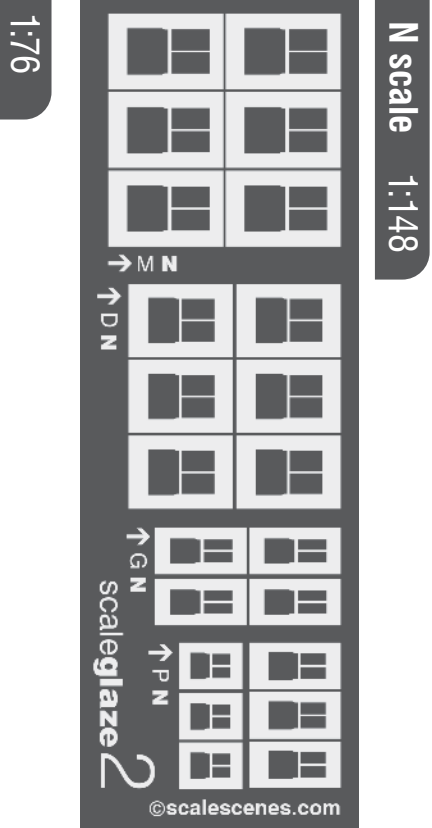
OO Opening sizes:
18mm(h) x 9.5mm(w)
N Opening sizes:
9.5mm(h) x 5mm(w)

OO Opening sizes:
13mm(h) x 10mm(w)
N Opening sizes:
6.5mm(h) x 5mm(w)




scaleglaze 2

Two over one light sash windows

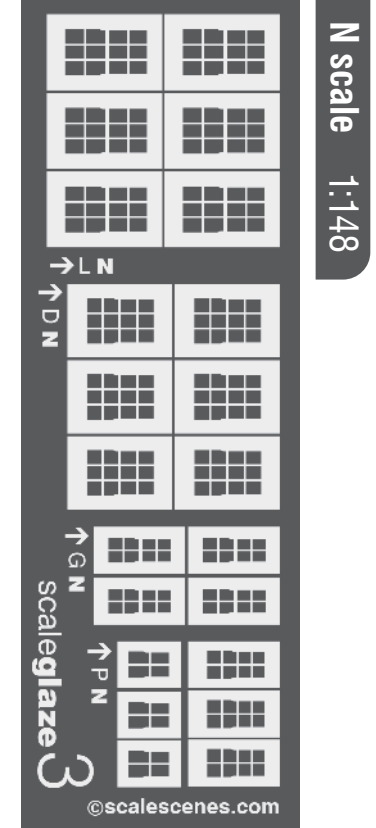


- M** x6 Large sash windows
OO Opening sizes: 24mm(h) x 14mm(w)
N Opening sizes: 12.5mm(h) x 7.5mm(w)
- D** x6 Large sash windows
OO Opening size: 20mm(h) x 14mm(w)
N Opening size: 11mm(h) x 7mm(w)
- G** x4 Small sash windows
OO Opening size: 18mm(h) x 9mm(w)
N Opening size: 9.5mm(h) x 4.5mm(w)
- P** x6 small sash windows
OO Opening sizes: 18mm(h) x 10mm(w)
N Opening sizes: 9.5mm(h) x 5mm(w)
OO Opening sizes: 13mm(h) x 10mm(w)
N Opening sizes: 6.5mm(h) x 5mm(w)



scaleglaze 3


Georgian sash windows



- M** x6 Large sash windows
OO Opening sizes: 24mm(h) x 14mm(w)
N Opening sizes: 12.5mm(h) x 7.5mm(w)
- D** x6 Large sash windows
OO Opening size: 20mm(h) x 14mm(w)
N Opening size: 11mm(h) x 7mm(w)
- G** x4 Small sash windows
OO Opening size: 18mm(h) x 9mm(w)
N Opening size: 9.5mm(h) x 4.5mm(w)
- P** x6 Small sash windows
OO Opening sizes: 18mm(h) x 10mm(w)
N Opening sizes: 9.5mm(h) x 5mm(w)
OO Opening sizes: 13mm(h) x 10mm(w)
N Opening sizes: 6.5mm(h) x 5mm(w)

scaleglaze 4 Large industrial windows

00 scale 1:76



Q x8 Large industrial windows


OO Opening sizes: 43mm(h) x 29mm(w)
 N Opening sizes: 22mm(h) x 15.5mm(w)

Additional windows:

OO Opening sizes: 33mm(h) x 17mm(w)
 N Opening sizes: 17mm(h) x 8.5mm(w)

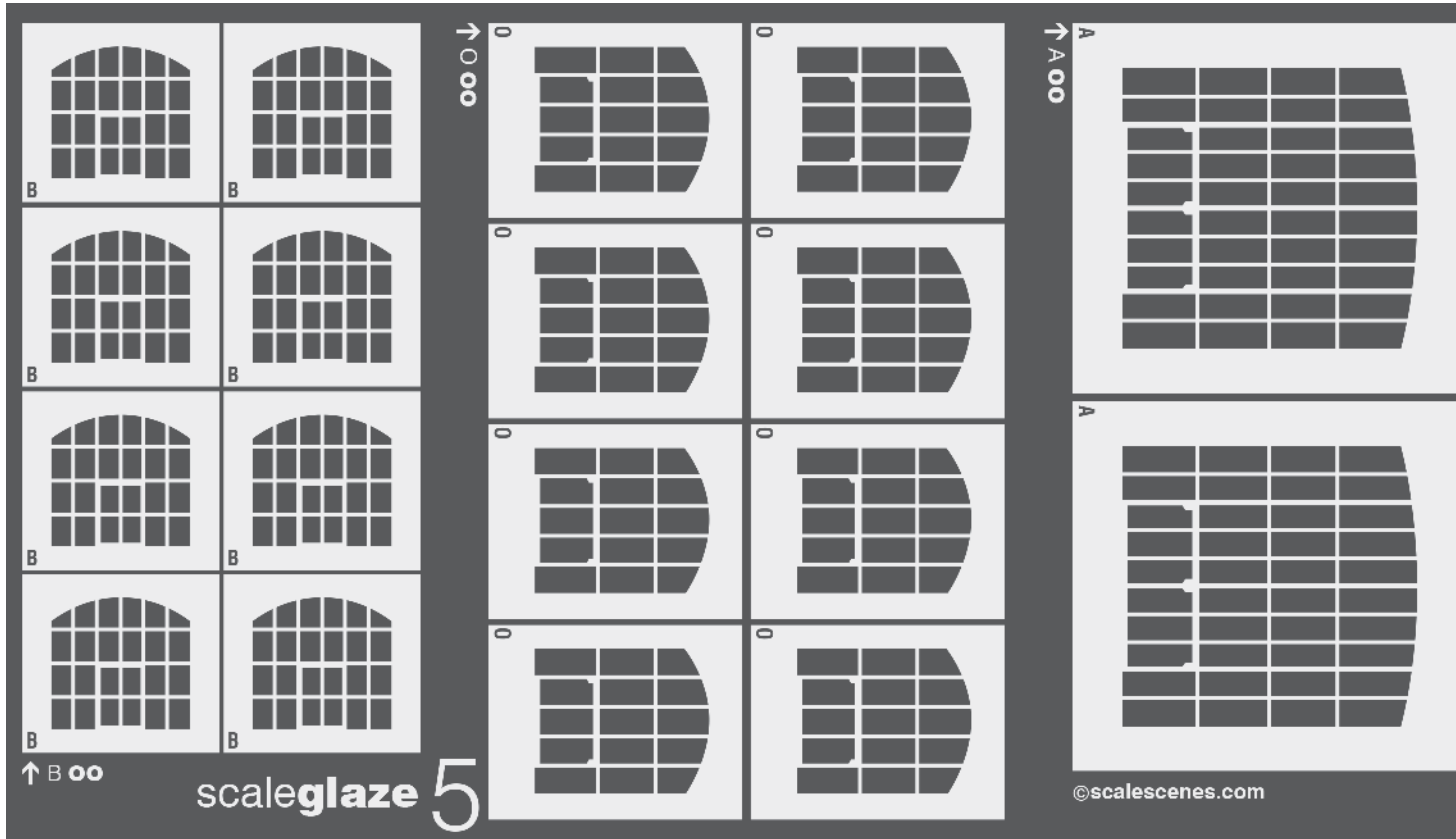
OO Opening sizes: 17mm(h) x 17mm(w)
 N Opening sizes: 8.5mm(h) x 8.5mm(w)

N scale 1:148



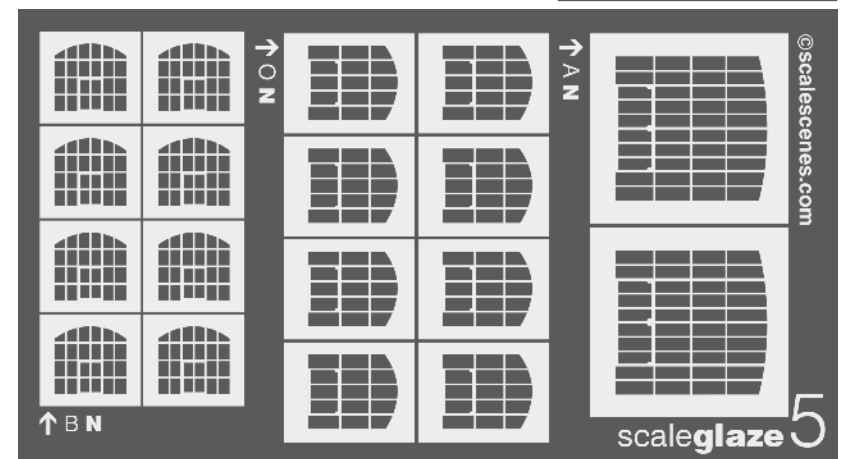
scaleglaze 5 Arched industrial windows

00 scale 1:76



- A** x2 Large arched industrial windows
OO Opening size: 41mm(h) x 39mm(w)
N Opening size: 21mm(h) x 20mm(w)
- B** x8 Small arched industrial windows
OO Opening size: 19.5mm(h) x 20.5mm(w)
N Opening size: 10mm(h) x 10.5mm(w)
- O** x8 Medium arched industrial windows
OO Opening sizes:
25mm(h) x 20.5mm(w)
N Opening sizes:
13mm(h) x 10.5mm(w)

N scale 1:148

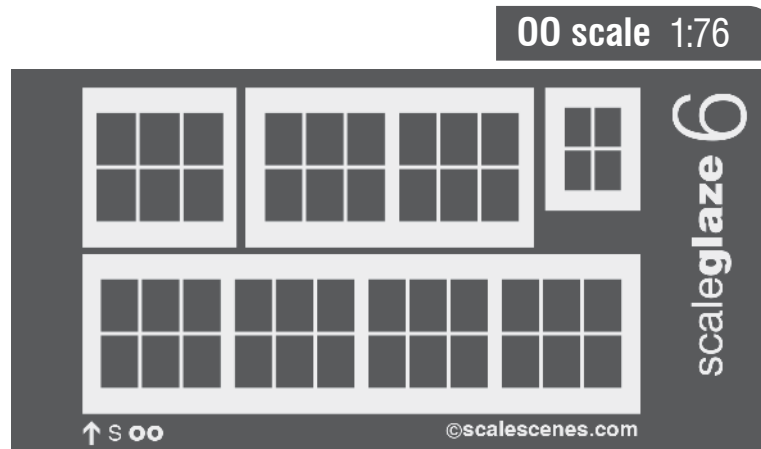
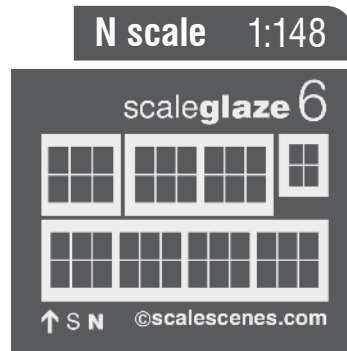


Images to scale

10mm

1"

scaleglaze 6 Signalbox windows


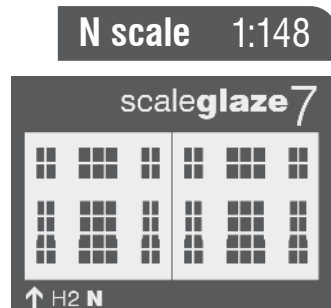


S Signalbox windows

OO Opening sizes:
 17mm(h) x 18.5mm(w)
 17mm(h) x 36mm(w)
 13mm(h) x 9.5mm(w)
 17mm(h) x 71mm(w)

N Opening sizes:
 9mm(h) x 9.5mm(w)
 9mm(h) x 18.5mm(w)
 6.5mm(h) x 4.5mm(w)
 9mm(h) x 37mm(w)

scaleglaze 7 Tripartite sash windows



H2 x2 Tripartite sash windows

OO Opening sizes:
 Side upper: 10mm(h) x 7.5mm(w)
 Centre upper: 10mm(h) x 12mm(w)
 Side lower: 18.5mm(h) x 7.5mm(w)
 Centre lower: 18.5mm(h) x 12mm(w)

N Opening sizes:
 Side upper: 5mm(h) x 4mm(w)
 Centre upper: 5mm(h) x 6mm(w)
 Side lower: 9.5mm(h) x 4mm(w)
 Centre lower: 9.5mm(h) x 6mm(w)

scaleglaze 8 Modern industrial windows



00 scale 1:76

W x4 Modern industrial windows

OO Opening sizes: 32.5mm(h) x 62mm(w)

N Opening sizes: 17mm(h) x 32mm(w)

N scale 1:148



scaleglaze 9 Swept head sash windows

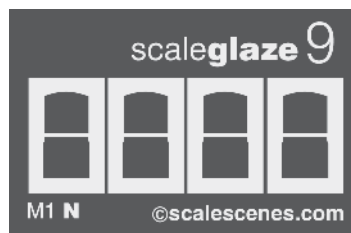
00 scale 1:76

M1 x4 Swept head sash windows

OO Opening sizes: 24mm(h) x 14mm(w)

N Opening sizes: 12.5mm(h) x 7mm(w)

N scale 1:148



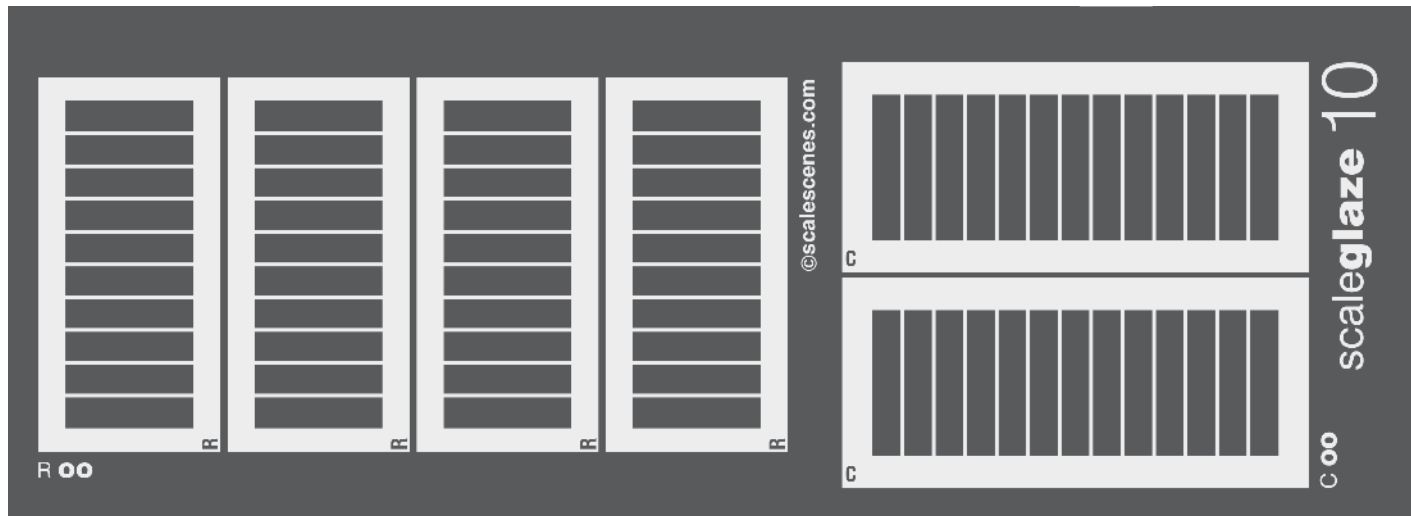
Images to scale

10mm

1"

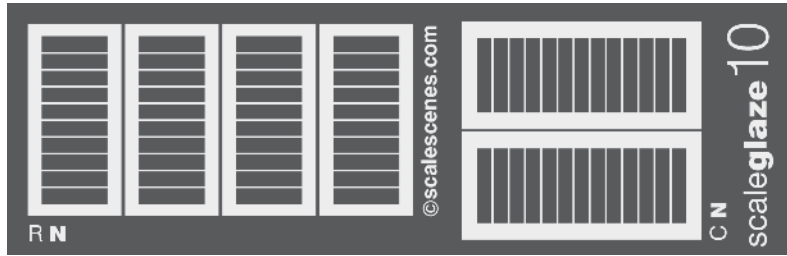
scaleglaze 10 Skylights

00 scale 1:76



- C x2 Large skylights**
 OO Opening size: 21mm(h) x 56mm(w)
 N Opening size: 11mm(h) x 29mm(w)
- R x4 Medium lights**
 OO Opening sizes: 18mm(h) x 45mm(w)
 N Opening size: 9.5mm(h) x 23mm(w)

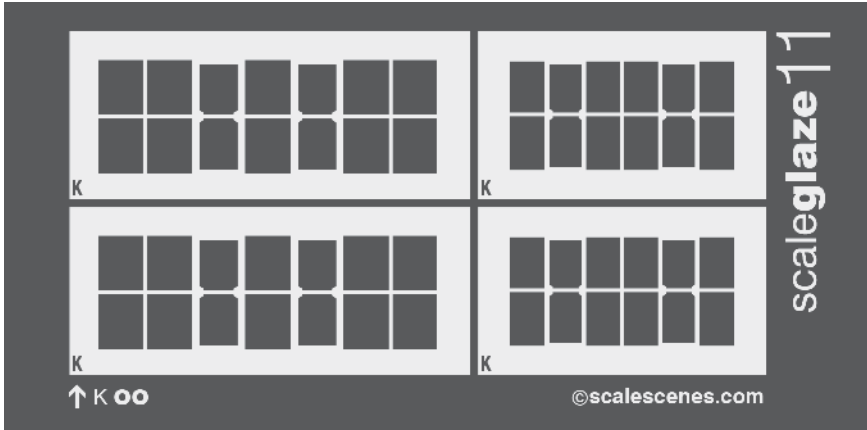
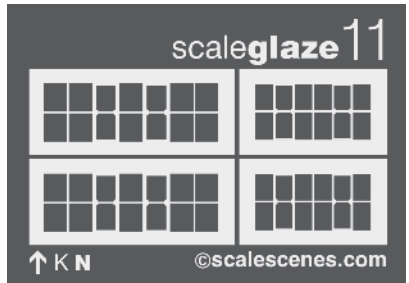
N scale 1:148



scaleglaze 11 Small industrial windows

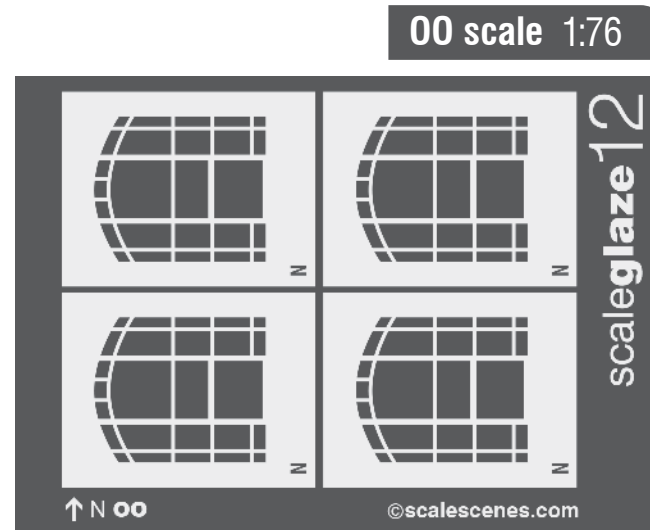

00 scale 1:76

N scale 1:148



- K x4 Industrial windows**
 OO Opening sizes:
 Large: 17mm(h) x 47mm(w)
 Small: 17mm(h) x 32mm(w)
 N Opening sizes:
 Large: 9mm(h) x 24mm(w)
 Small: 9mm(h) x 16.5mm(w)

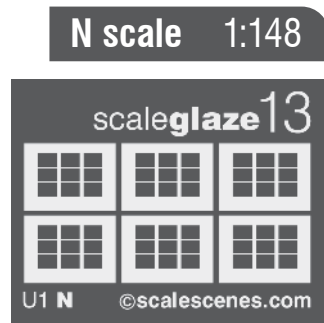
scaleglaze 12 Ornate arched windows



N x4 Ornate arched windows


OO Opening sizes:
25mm(h) x 20.5mm(w)
N Opening sizes:
13mm(h) x 10.5mm(w)

scaleglaze 13 Casement windows



U1 x6 Casement windows

OO Opening sizes:
13.5mm(h) x 19.5mm(w)
N Opening sizes:
7mm(h) x 10mm(w)



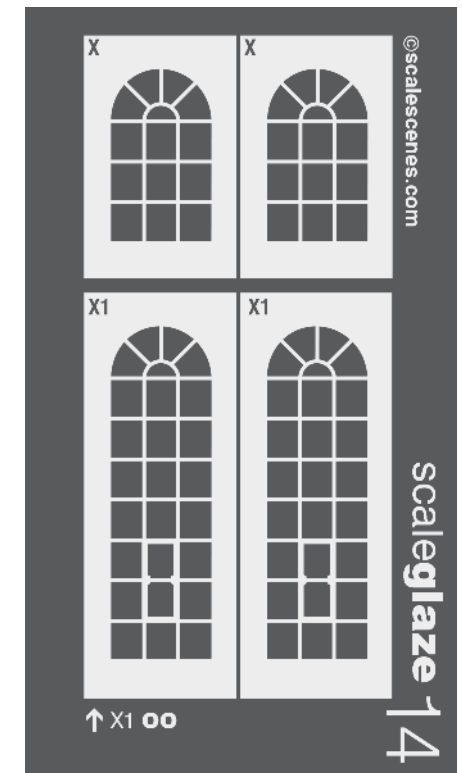
scaleglaze 14 Arched windows


00 scale 1:76

X1 x4 Arched windows

Small:
OO Opening sizes: 24.5mm(h) x 15mm(w)
N Opening sizes: 12mm(h) x 7mm(w)

Large:
OO Opening sizes: 46mm(h) x 15mm(w)
N Opening sizes: 25mm(h) x 7mm(w)

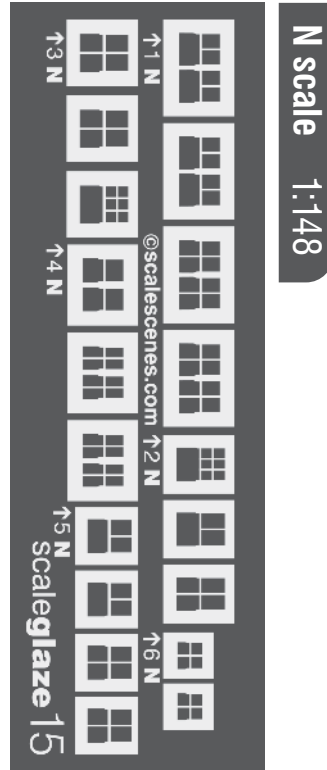





OO scale 1:76

scaleglaze 15

Small sash windows



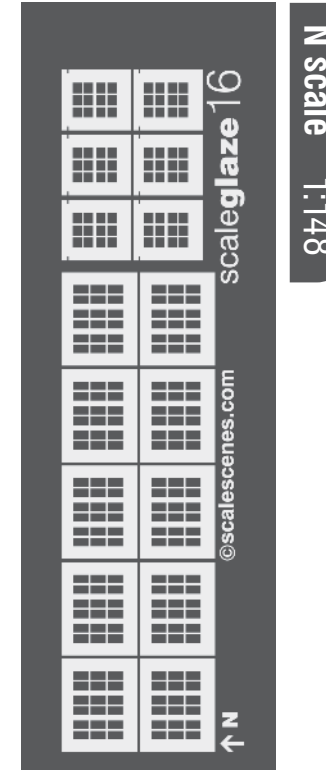
- 1** x4 Small double sash windows
OO Opening sizes: 12.5mm(h) x 20.5mm(w)
N Opening sizes: 6.5mm(h) x 10.5mm(w)
- 2** x3 Small sash windows
OO Opening size: 14.5mm(h) x 10.5mm(w)
N Opening size: 7.5mm(h) x 5.5mm(w)
- 3** x3 Small sash windows
OO Opening size: 14.5mm(h) x 12mm(w)
N Opening size: 7.5mm(h) x 6mm(w)
- 4** x3 Small double sash windows
OO Opening sizes: 13mm(h) x 16mm(w)
N Opening sizes: 6.5mm(h) x 8mm(w)
- 5** x4 Small sash windows
OO Opening sizes: 13mm(h) x 10.5mm(w)
N Opening sizes: 6.5mm(h) x 5.5mm(w)
- 6** x2 Small sash windows
OO Opening sizes: 8mm(h) x 8mm(w)
N Opening sizes: 4.5mm(h) x 4.5mm(w)



OO scale 1:76

scaleglaze 16

Small casement windows



- x10** Triple side hung casement windows
OO Opening sizes: 15.5mm(h) x 20mm(w)
N Opening sizes: 8mm(h) x 10mm(w)
- x6** Double top hung casement windows
OO Opening size: 14mm(h) x 11mm(w)
N Opening size: 7mm(h) x 5.5mm(w)