

Scalescenes kit	Usage notes	Scaleglaze packs
R003 Small Station Building	E x1 window	Scaleglaze 1 (x1)
R003b GWR Station and Goods Shed	F x5 windows	Scaleglaze 1 (x1)
R004 Medium Station Building	E x8 windows G x1 window	Scaleglaze 1 (x2)
R004a Island Platform Building	M1 x10 windows R x2 skylights	Scaleglaze 9 (x3) Scaleglaze 10 (x1)
R005 Large Station Building	L or M x22 Module A, x6 Module B	Scaleglaze 2 or 3 (x5)
R007a Crossing Keepers Cottage	H2 x2 windows (trimmed down)	Scaleglaze 7 (x1)
R009 Goods Shed	C x2 skylights G x3 windows O x5 windows	Scaleglaze 10 (x1) Scaleglaze 2 (x1) Scaleglaze 5 (x1)
R010 Signalbox	S x1 pack for each kit	Scaleglaze 6 (x1)
R010a ARP Signalbox	U1 x1 pack for each kit	Scaleglaze 13 (x1)
R019 Workshops Under Arches	K x1 pack makes two Infill B & two Infill D	Scaleglaze 11 (x1)
R021a Small Engine Shed	Q x1 pack makes two walls	Scaleglaze 4 (x1)
R021b North Light Engine Shed	Q x1 pack makes four wall sections R x1 pack makes four skylights	Scaleglaze 4 Scaleglaze 10
R022b Gable Roof Engine Shed	Q x1 pack makes four wall sections R x1 pack makes four skylights	Scaleglaze 4 Scaleglaze 10
R023a Diesel Depot	W x1 pack makes one two wall section	Scaleglaze 8
R025a Water Tower	X1 x2 windows	Scaleglaze 14 (x1)
R026 Coaling Stage	O x4 windows	Scaleglaze 5 (x1)
LY01 Industrial Boxfile Layout	K x4 windows	Scaleglaze 11 (x1)
LY02 Canal Wharf Boxfile Layout	B x7 windows O x6 windows	Scaleglaze 5 (x1)
T002b Low Relief Warehouse	G x1 window	Scaleglaze 1, 2 or 3 (x1)
T005 Low Relief High Street	D x12 windows for Facade 1(x4) & 4(x8) F x8 windows for Facade 1(x2) & 2(x6) L or M x6 windows for Facade 5 P x 8 windows for Facade 4(x4) & 5(x4)	Scaleglaze 1, 2 or 3 (x2) Scaleglaze 1 (x1) Scaleglaze 2 or 3 (x3)
T005a Low Relief High Street Backs	D x4 windows for Facade 5 B x3 windows for Facade 5 F x12 windows for Facade 1(x6) & 4(x6) G x5 windows for Facade 2	Scaleglaze 1, 2 or 3 (x1) Scaleglaze 5 (x1) Scaleglaze 1 (x1)
T006c Low Relief Hotel	D x16 windows L or M x12 windows P x5 windows (two sizes) H2 x2 windows	Scaleglaze 2 or 3 (x3) Scaleglaze 7 (x1)
T008 Low Relief House Backs	F x6 windows (for each three house row) G x12 windows (for each three house row)	Scaleglaze 1 (x1)
T008a Low Relief House Fronts & Shops	D x2 windows (for each two house section) F x2 windows (for each two house section) G x2 windows (for each two house section) H x1 window (per house)	Scaleglaze 1 (x1)
T011 Country Pub	1 pack makes one building	Scaleglaze 15 (x1)
T012 Farmhouse and Barn	1 pack makes one building	Scaleglaze 16 (x1)

Scalescenes kit	Usage notes	Scaleglaze packs
T018 Lock Keepers Cottage	F x7 windows G x4 windows	Scaleglaze 1 (x1)
T019 Row of Cottages	F x12 windows G x4 windows	Scaleglaze 1 (x1)
T022a Terraced Houses	D x2 windows (for each two house section) F x8 windows (for each two house section) G x1 pack per (for each two house section) H x1 (per house)	Scaleglaze 1
T022c Corner Shops	F x4 windows	Scaleglaze 1 (x1)
T023 Fire Station	D x6 windows L or M x6 windows G x2 windows P x3 windows (two sizes)	Scaleglaze 2 or 3 (x1)
T024a Industrial A - Warehouse	K x2 windows (small)	Scaleglaze 11 (x1)
T024b Industrial B - Boilerhouse	C x2 skylights	Scaleglaze 10 (x1)
T024c Industrial C - Workshop	K x1 window (large)	Scaleglaze 11 (x1)
T024d Industrial D - Water Tower	X1 x1 window (small)	Scaleglaze 14 (x1)
T026a Factory/Warehouse	A x2 windows (for each wall section) O x6 windows (for each wall section) C x2 skylights one Skylight section R x4 skylights makes one North light section R x4 skylights makes two Hipped sections	Scaleglaze 5 Scaleglaze 5 Scaleglaze 10 Scaleglaze 10 Scaleglaze 10
T026c Stone Warehouse/Mill	B x12 windows	Scaleglaze 5 (x2)
T027 Low Relief Factory	O x12 windows (for each wall section)	Scaleglaze 5 (x2)
T036 School	H2 x2 windows N or O x3 windows	Scaleglaze 7 (x1) Scaleglaze 12 or 5 (x1)
Scratchbuilder's yard brick sheet (Arch G)	X1	Scaleglaze 14
Scratchbuilder's yard brick sheet (Arch H)	N or O	Scaleglaze 12 or 5
Scratchbuilder's yard brick sheet (Arch I)	N or O	Scaleglaze 12 or 5
Scratchbuilder's yard brick sheet (Arch J)	N or O	Scaleglaze 12 or 5
Scratchbuilder's yard brick sheet (Arch K)	L or M	Scaleglaze 2 or 3
Scratchbuilder's yard brick sheet (Arch L)	L or M	Scaleglaze 2 or 3
Scratchbuilder's yard brick sheet (Arch M)	L or M	Scaleglaze 2 or 3
Scratchbuilder's yard brick sheet (Arch N)	F	Scaleglaze 1
Scratchbuilder's yard brick sheet (Arch O)	G	Scaleglaze 1, 2 or 3

scaleglaze

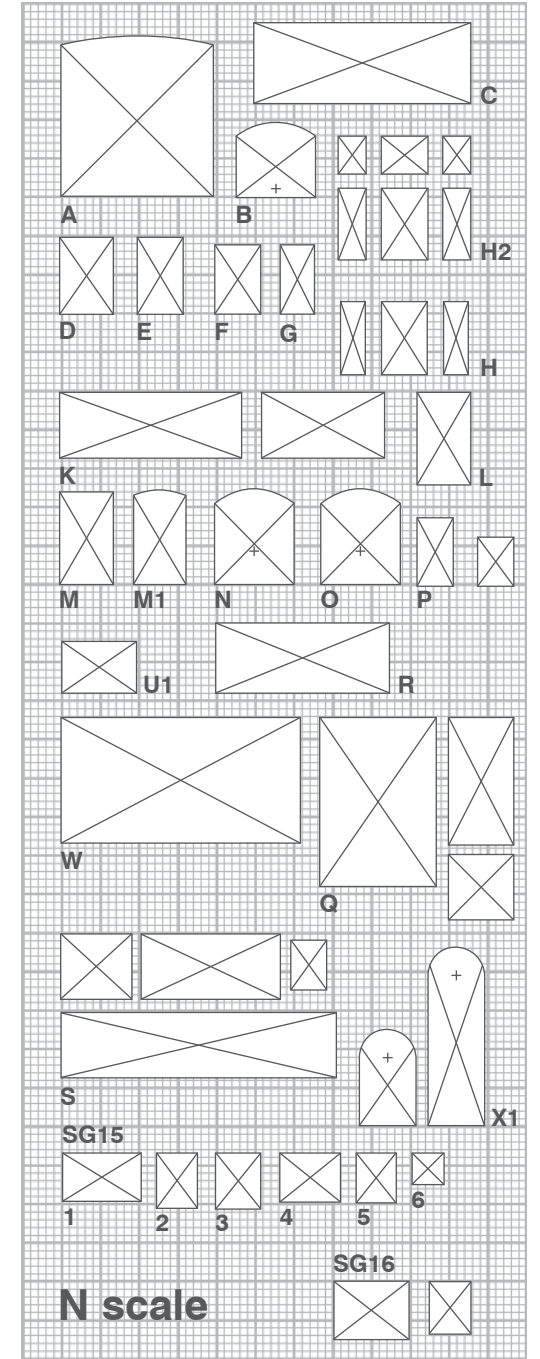
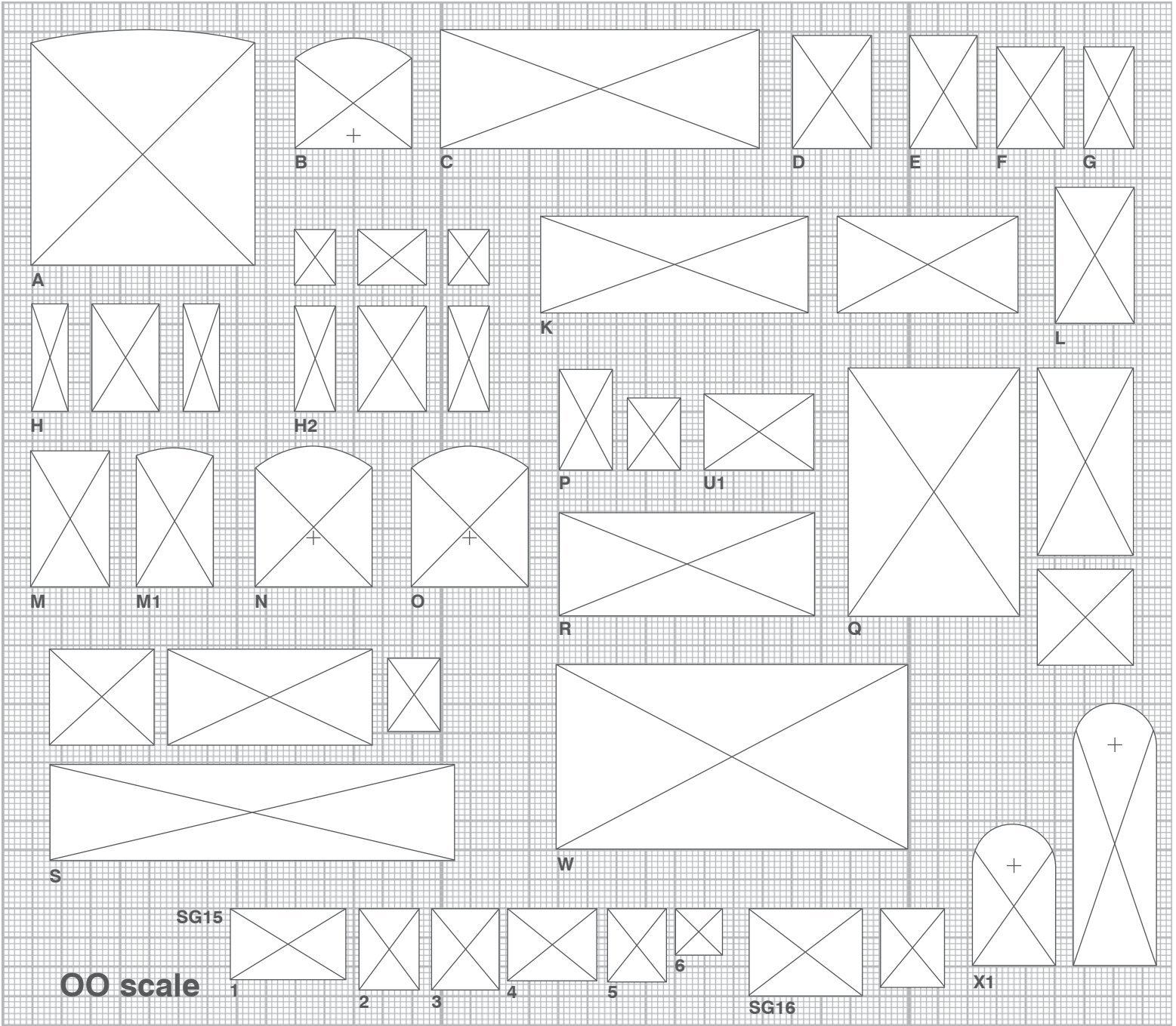
↑ Scaleglaze uses the same window codes as the Brassmasters notes on kit pages.


Professionally screen-printed on to graphic arts industry quality 100 micron (0.1mm) 100 gsm clear film. Scaleglaze is a simple cost effective alternative to the cut-out and printable windows supplied in all Scalescenes kits.

All prices include postage and packing (please refer to scalescenes.com product pages).

Items are posted from Australia, please allow five to ten days delivery.

Cutting templates





D x6 Large sash windows

OO Opening size: 20mm(h) x 14mm(w)
N Opening size: 11mm(h) x 7mm(w)

E x6 Large narrow sash windows

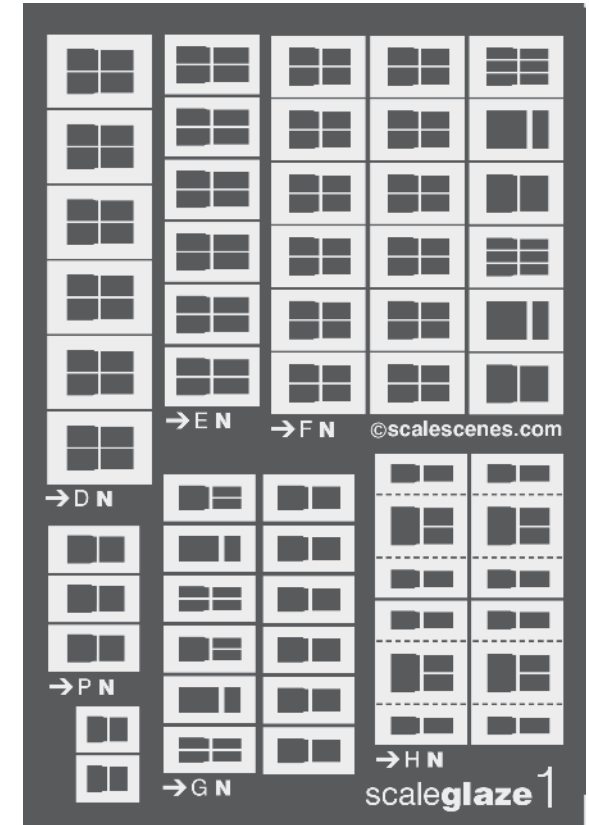
OO Opening size: 21mm(h) x 12mm(w)
N Opening size: 10.5mm(h) x 6.5mm(w)

F x18 Medium sash windows

OO Opening size: 18mm(h) x 12mm(w)
N Opening size: 9.5mm(h) x 6.5mm(w)

G x12 Small sash windows

OO Opening size: 18mm(h) x 9mm(w)
N Opening size: 9.5mm(h) x 4.5mm(w)



H x4 Bay windows

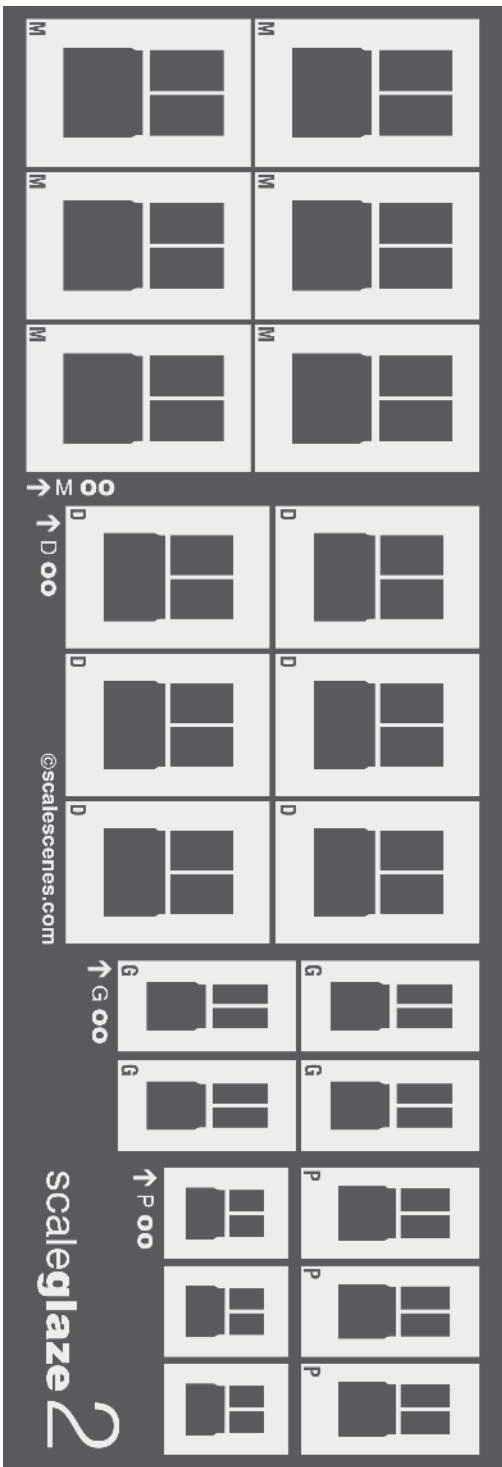
OO Opening sizes:
Centre: 19mm(h) x 12mm(w)
Side: 19mm(h) x 6.5mm(w)

N Opening sizes:
Centre: 10mm(h) x 6.5mm(w)
Side: 10mm(h) x 4mm(w)

P x5 small sash windows

OO Opening sizes:
18mm(h) x 9.5mm(w)
N Opening sizes:
9.5mm(h) x 5mm(w)

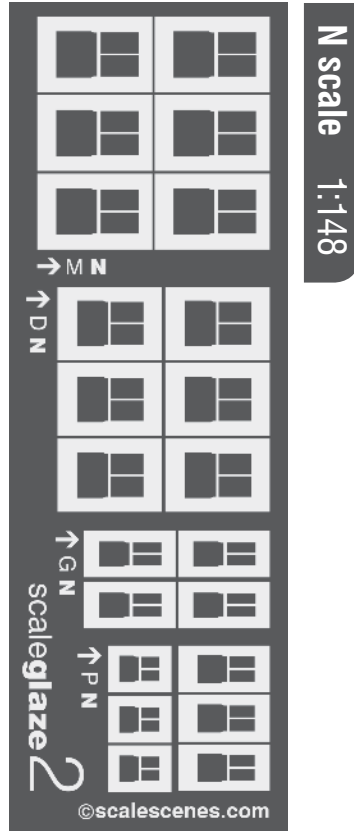
OO Opening sizes:
13mm(h) x 10mm(w)
N Opening sizes:
6.5mm(h) x 5mm(w)



OO scale 1:76

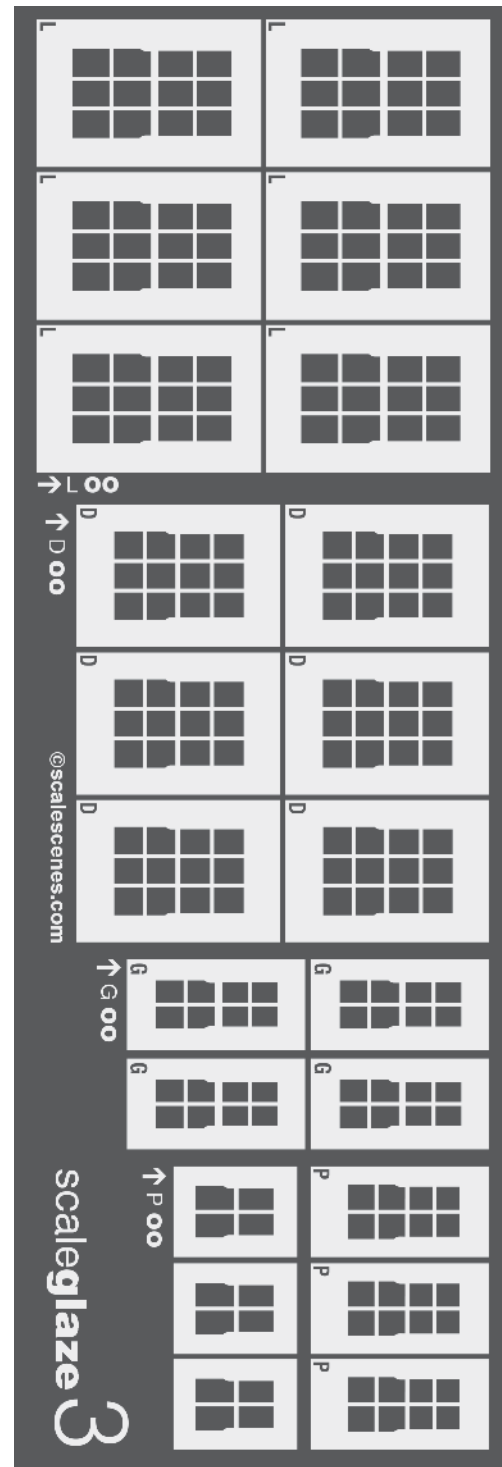
scaleglaze 2

Two over one light sash windows



N scale 1:148

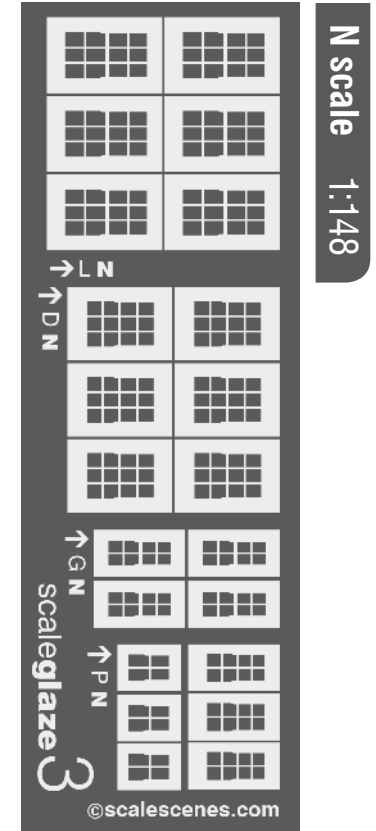
- M** x6 Large sash windows
OO Opening sizes: 24mm(h) x 14mm(w)
N Opening sizes: 12.5mm(h) x 7.5mm(w)
- D** x6 Large sash windows
OO Opening size: 20mm(h) x 14mm(w)
N Opening size: 11mm(h) x 7mm(w)
- G** x4 Small sash windows
OO Opening size: 18mm(h) x 9mm(w)
N Opening size: 9.5mm(h) x 4.5mm(w)
- P** x6 small sash windows
OO Opening sizes: 18mm(h) x 10mm(w)
N Opening sizes: 9.5mm(h) x 5mm(w)
OO Opening sizes: 13mm(h) x 10mm(w)
N Opening sizes: 6.5mm(h) x 5mm(w)



OO scale 1:76

scaleglaze 3

Georgian sash windows




N scale 1:148

- M** x6 Large sash windows
OO Opening sizes: 24mm(h) x 14mm(w)
N Opening sizes: 12.5mm(h) x 7.5mm(w)
- D** x6 Large sash windows
OO Opening size: 20mm(h) x 14mm(w)
N Opening size: 11mm(h) x 7mm(w)
- G** x4 Small sash windows
OO Opening size: 18mm(h) x 9mm(w)
N Opening size: 9.5mm(h) x 4.5mm(w)
- P** x6 Small sash windows
OO Opening sizes: 18mm(h) x 10mm(w)
N Opening sizes: 9.5mm(h) x 5mm(w)
OO Opening sizes: 13mm(h) x 10mm(w)
N Opening sizes: 6.5mm(h) x 5mm(w)

scaleglaze 4 Large industrial windows

00 scale 1:76



Q x8 Large industrial windows


OO Opening sizes: 43mm(h) x 29mm(w)
 N Opening sizes: 22mm(h) x 15.5mm(w)

Additional windows:

OO Opening sizes: 33mm(h) x 17mm(w)
 N Opening sizes: 17mm(h) x 8.5mm(w)

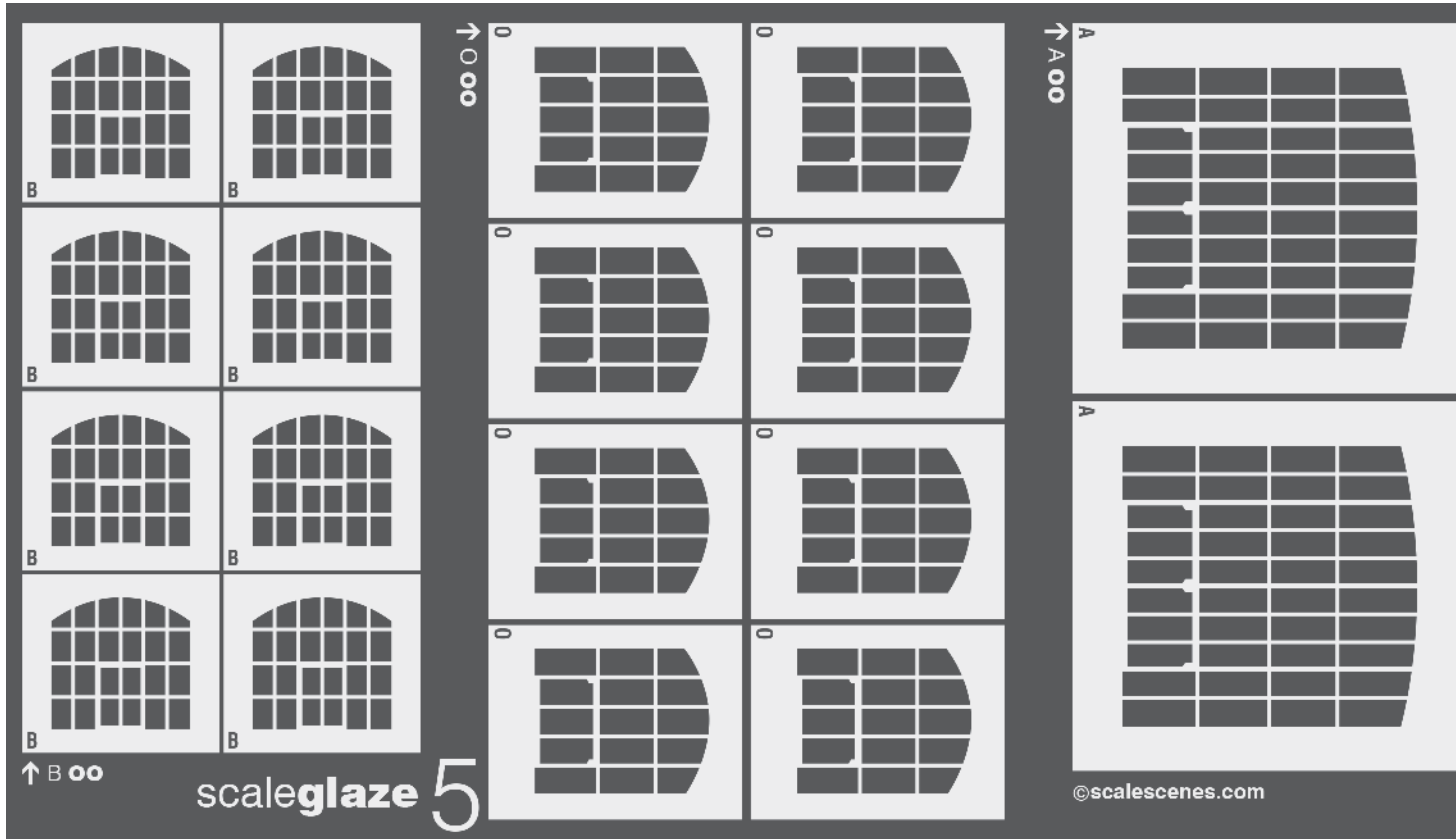
OO Opening sizes: 17mm(h) x 17mm(w)
 N Opening sizes: 8.5mm(h) x 8.5mm(w)

N scale 1:148



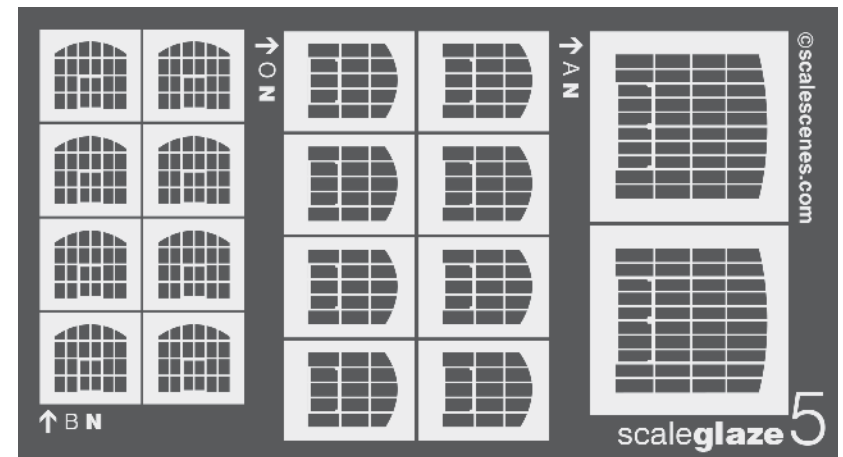
scaleglaze 5 Arched industrial windows

00 scale 1:76



- A** x2 Large arched industrial windows
OO Opening size: 41mm(h) x 39mm(w)
N Opening size: 21mm(h) x 20mm(w)
- B** x8 Small arched industrial windows
OO Opening size: 19.5mm(h) x 20.5mm(w)
N Opening size: 10mm(h) x 10.5mm(w)
- O** x8 Medium arched industrial windows
OO Opening sizes:
25mm(h) x 20.5mm(w)
N Opening sizes:
13mm(h) x 10.5mm(w)

N scale 1:148

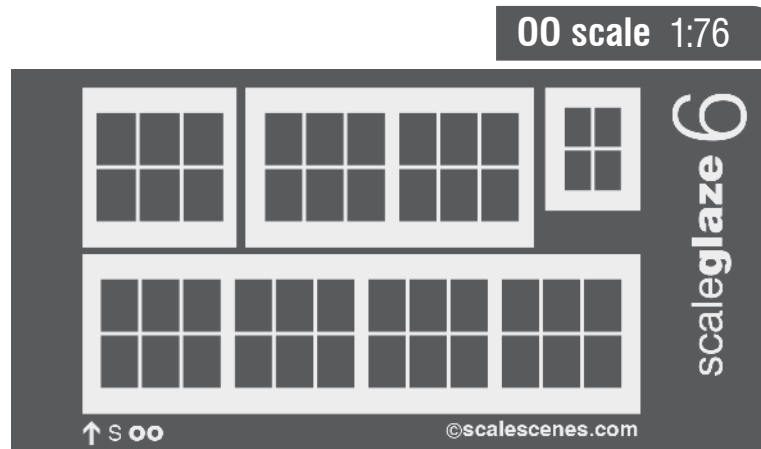
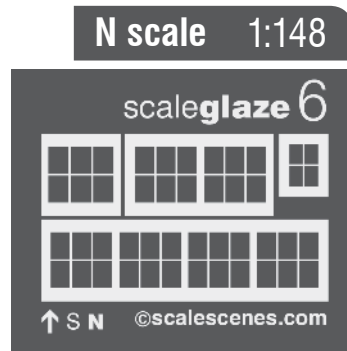


Images to scale

10mm

1"

scaleglaze 6 Signalbox windows


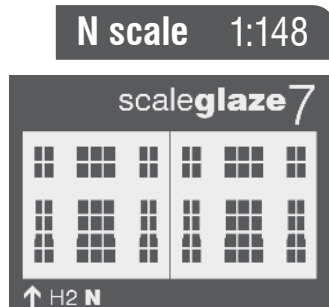


S Signalbox windows

OO Opening sizes:
 17mm(h) x 18.5mm(w)
 17mm(h) x 36mm(w)
 13mm(h) x 9.5mm(w)
 17mm(h) x 71mm(w)

N Opening sizes:
 9mm(h) x 9.5mm(w)
 9mm(h) x 18.5mm(w)
 6.5mm(h) x 4.5mm(w)
 9mm(h) x 37mm(w)

scaleglaze 7 Tripartite sash windows



H2 x2 Tripartite sash windows

OO Opening sizes:
 Side upper: 10mm(h) x 7.5mm(w)
 Centre upper: 10mm(h) x 12mm(w)
 Side lower: 18.5mm(h) x 7.5mm(w)
 Centre lower: 18.5mm(h) x 12mm(w)

N Opening sizes:
 Side upper: 5mm(h) x 4mm(w)
 Centre upper: 5mm(h) x 6mm(w)
 Side lower: 9.5mm(h) x 4mm(w)
 Centre lower: 9.5mm(h) x 6mm(w)

scaleglaze 8 Modern industrial windows



00 scale 1:76

W x4 Modern industrial windows

OO Opening sizes: 32.5mm(h) x 62mm(w)

N Opening sizes: 17mm(h) x 32mm(w)

N scale 1:148



scaleglaze 9 Swept head sash windows

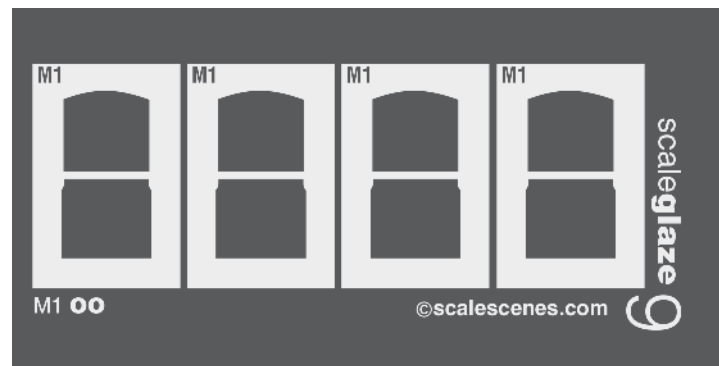
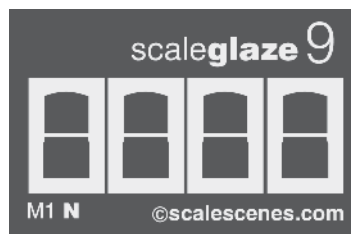
00 scale 1:76

M1 x4 Swept head sash windows

OO Opening sizes: 24mm(h) x 14mm(w)

N Opening sizes: 12.5mm(h) x 7mm(w)

N scale 1:148



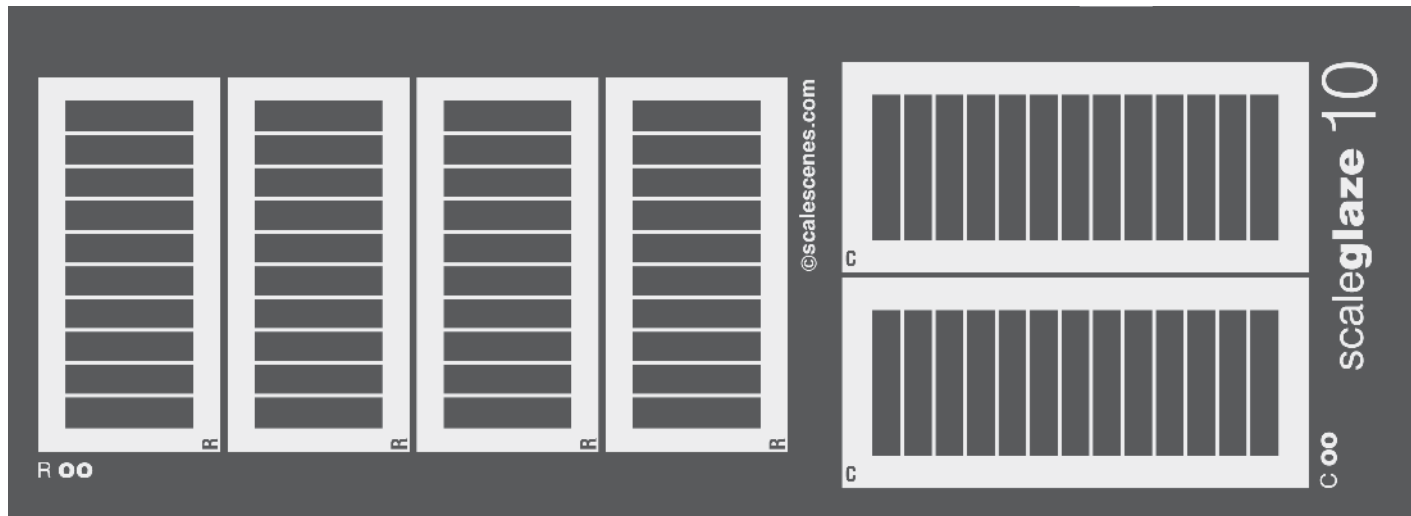
Images to scale

10mm

1"

scaleglaze 10 Skylights

00 scale 1:76



- C x2 Large skylights**
 OO Opening size: 21mm(h) x 56mm(w)
 N Opening size: 11mm(h) x 29mm(w)
- R x4 Medium lights**
 OO Opening sizes: 18mm(h) x 45mm(w)
 N Opening size: 9.5mm(h) x 23mm(w)

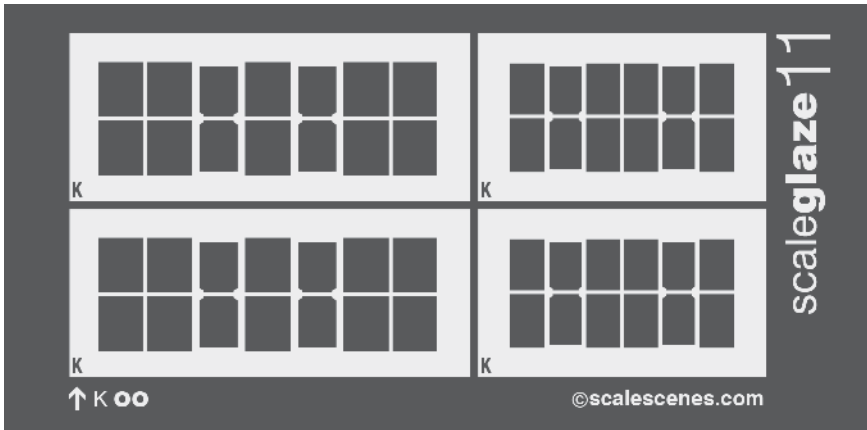
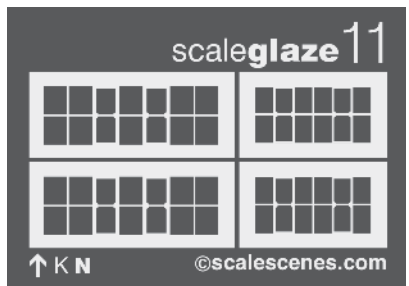
N scale 1:148



scaleglaze 11 Small industrial windows

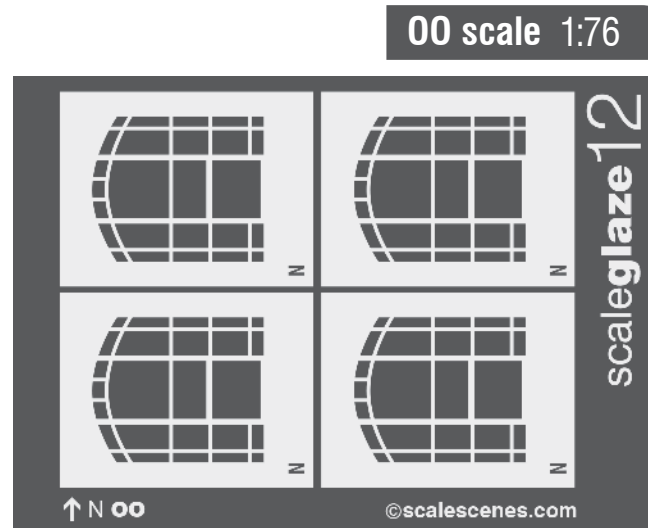

00 scale 1:76

N scale 1:148



- K x4 Industrial windows**
 OO Opening sizes:
 Large: 17mm(h) x 47mm(w)
 Small: 17mm(h) x 32mm(w)
 N Opening sizes:
 Large: 9mm(h) x 24mm(w)
 Small: 9mm(h) x 16.5mm(w)

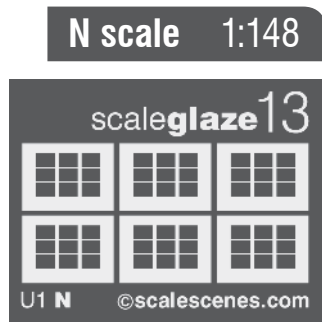
scaleglaze 12 Ornate arched windows



N x4 Ornate arched windows


00 Opening sizes:
25mm(h) x 20.5mm(w)
N Opening sizes:
13mm(h) x 10.5mm(w)

scaleglaze 13 Casement windows



U1 x6 Casement windows

00 Opening sizes:
13.5mm(h) x 19.5mm(w)
N Opening sizes:
7mm(h) x 10mm(w)



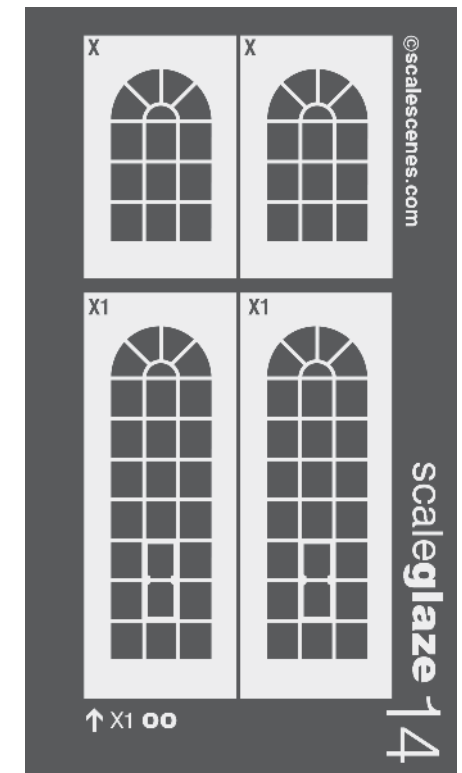
scaleglaze 14 Arched windows


00 scale 1:76

X1 x4 Arched windows

Small:
00 Opening sizes: 24.5mm(h) x 15mm(w)
N Opening sizes: 12mm(h) x 7mm(w)

Large:
00 Opening sizes: 46mm(h) x 15mm(w)
N Opening sizes: 25mm(h) x 7mm(w)

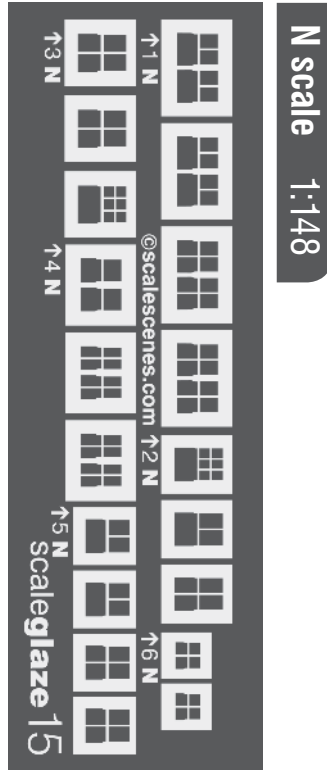




OO scale 1:76


scaleglaze 15

Small sash windows



N scale 1:148

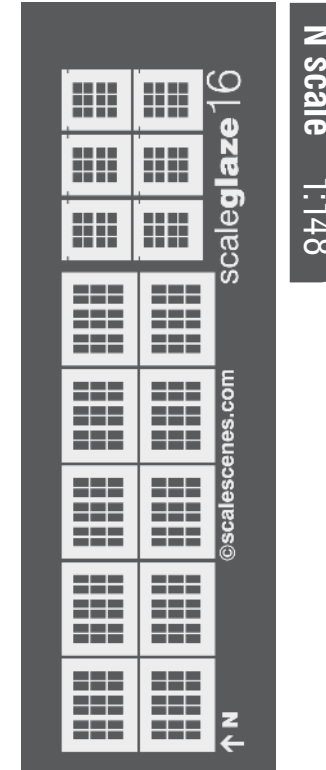
- 1** x4 Small double sash windows
OO Opening sizes: 12.5mm(h) x 20.5mm(w)
N Opening sizes: 6.5mm(h) x 10.5mm(w)
- 2** x3 Small sash windows
OO Opening size: 14.5mm(h) x 10.5mm(w)
N Opening size: 7.5mm(h) x 5.5mm(w)
- 3** x3 Small sash windows
OO Opening size: 14.5mm(h) x 12mm(w)
N Opening size: 7.5mm(h) x 6mm(w)
- 4** x3 Small double sash windows
OO Opening sizes: 13mm(h) x 16mm(w)
N Opening sizes: 6.5mm(h) x 8mm(w)
- 5** x4 Small sash windows
OO Opening sizes: 13mm(h) x 10.5mm(w)
N Opening sizes: 6.5mm(h) x 5.5mm(w)
- 6** x2 Small sash windows
OO Opening sizes: 8mm(h) x 8mm(w)
N Opening sizes: 4.5mm(h) x 4.5mm(w)



OO scale 1:76

scaleglaze 16

Small casement windows



N scale 1:148

- x10** Triple side hung casement windows
OO Opening sizes: 15.5mm(h) x 20mm(w)
N Opening sizes: 8mm(h) x 10mm(w)
- x6** Double top hung casement windows
OO Opening size: 14mm(h) x 11mm(w)
N Opening size: 7mm(h) x 5.5mm(w)